

Aa Bb Cc Dd Ee Ff Gg Hh Ii Jj Kk Ll Mm
 12 20 12 12 8 14 12 8 8 24 16 14 16

TABLE OF CONTENTS

INTRODUCTION

- 4-5 For Teachers
- 6-7 For Students

CURSIVE - Fast and Neat

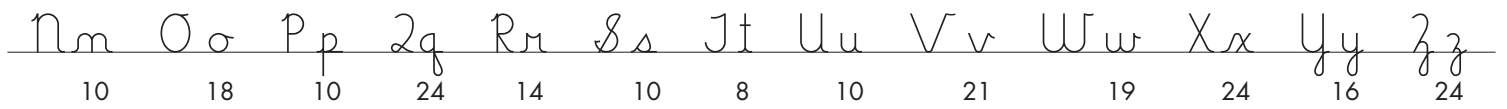


- 8-9 t h e i
- 10-11 p u m Δ
- 12-13 c a d g
- 14-15 n l f k
- 16-17 m y k
- 18 Tow Truck Letter - o
- 19 Tow Truck Letter - w
- 20 Tow Truck Letter - b
- 21 Tow Truck Letter - v
- 22 Cranked Up to Tow - t h k m p m
- 23 Cranked Up to Tow - e l f i n Δ
- 24-25 j z x q
- 26-27 Review & Mastery

CURSIVE & GRAMMAR - Did she say Grammar?



- 28 Cursive & Grammar
- 29 Eight Parts of Speech
- 30 Words Work
- 31 Starting and Stopping Punctuation . ? !
- 32 NOUNS - Common Nouns
- 33 Proper Nouns a c u y z
- 34 Proper Nouns O V W X
- 35 J J P B R m n k
- 36 ADJECTIVES - Synonyms and Antonyms
- 37 Comparative and Superlative
- 38 VERBS Present Tense s
- 39 Verbs Present Tense H
- 40 Verbs Past Tense d
- 41 Verbs Future Tense
- 42 D D E L J 2
- 43 Capitalization Rules
- 44 PRONOUNS - Subject Case
- 45 Pronouns - Object Case
- 46 Pronouns - Possessive Case
- 47 Pronoun Review
- 48 NOUNS - Singular Possessive
- 49 Nouns - Plural Possessive



CURSIVE & GRAMMAR - Continued


50	VERBS – Irregular Verbs
51	Helping “have” Verbs
52	Linking Verbs
53	Helping “be” Verbs
54–55	ADVERBS
56	PREPOSITIONS
57	Prepositional Phrases
58	CONJUNCTIONS
59	ABBREVIATIONS
60	PUNCTUATION
61	QUOTATIONS
62	INTERJECTIONS!

CURSIVE WITH LATIN & GREEK - It's All Greek to Me!

63	LXIII	Cursive with Greek & Latin
64	LXIV	Getting to the Root of Things
65	LXV	Growing Words
66–67	LXVI–LXVII	Word Detectives
68	LXVIII	Science All Around
69	LXIX	Size Science
70	LXX	The Number Story
71	LXXI	Math Words Made Easy!
72	LXXII	Head to Toe
73	LXXIII	Sounds All Around
74	LXXIV	Vast Seas
75	LXXV	Starry Skies
76	LXXVI	Down to Earth
77	LXXVII	False Clues: “Tri” Again!
78	LXXVIII	Try This – Translate
79	LXXIX	Greek – Latin Glossary + Index




CURSIVE & THE WRITER'S NOTEBOOK



80	Cursive & the Writer's Notebook
81	Details, Details
82–83	Paragraphs
84	Diary or Journal Notes
85	Autobiography Notes
86–87	Thank You Notes
88	Poetry
89	Play Notes
90–91	Character Sketches
92	Short Story Notes
93–94	Book Case Notes

CURSIVE - Fast and Neat



Mr. Wright

This is how to write cursive **t h e i**.
Get ready . . . Now GO! GO! GO! GO!

Check Letter
1. Start correctly.
2. Do each step.
3. Bump the line.

Trace the steps.

Write the letter. Write & Check **t**

travel, up down travel away cross

Write & Check **h**

travel, up down up over down travel away

Write & Check **e**

travel, up turn down travel away

Write & Check **i**

travel, up down travel away dot

PRONOUNS - POSSESSIVE CASE

**my, your, his, her
our, your, their**

Possessive pronouns show ownership. They take the place of possessive nouns.

Patrick's car
his car

Meagan's car
her car

the car's trunk
its trunk

Mike and Greg's mom
their mom

Give these possessive pronouns something to own. Choose from the list below or make up your own.

shoes bike party friends shirt pizza soda money present

my _____ your _____ his _____ her _____
its _____ our _____ your _____ their _____

These possessive pronouns also show ownership. Fill in the blanks. Choose pronouns from the list below.

mine yours his hers ours theirs

This bus is _____, but that bus is _____.
This book is _____, but that book is _____.
This pizza is _____, but the calzone is _____.

Three Little Kittens

Do you remember "Three Little Kittens"? Not only did they lose their mittens; they also lost their pronouns. Help Mother Goose get this rhyme right!

Fill in the missing pronouns. Choose pronouns from the list below.

we you they our your their

Three little kittens, _____ lost their mittens,
And _____ began to cry, Oh, Mother Bear, _____ sadly fear,
_____ mittens _____ have lost. What! Lost _____ mittens!
_____ naughty kittens! Then _____ shall have no pie.

The FINE Print Choosing the right pronouns is easy as pie if you know the job it does in the sentence. (**Whose** is also a possessive case pronoun.)

WORD DETECTIVES

Here are more familiar Greek and Latin roots:

astro
stella } = star

con = together

cycl = wheel, circle

graph = write, draw

micro = small

navt = sailor

octo = eight

photo = light

ped } = foot
pod }

scope = look at

tri = three

Decode the words below by writing the meaning of their roots.

tricycle = three + wheels

microscope = _____ + _____

astronaut = _____ + _____

photograph = _____ + _____

tripod = _____ + _____

constellation = _____ + _____

(Tip: The suffix **-tion** = state of, condition)

Now draw pictures of some of the things listed on the page.



PARAGRAPHS

Keep your paragraphs organized and structured:

1. Tell your reader what you're going to write about. This becomes the topic sentence.
2. Say it. Give supporting facts, details, and thoughts about your topic sentence.
3. Tell your reader what you said. Restate the idea from the topic sentence using different words.

Plan your paragraph.

My topic is:

Thoughts, facts, or details to include:

Write a draft.

1. Topic sentence:

2. Say it.

3. Restate the topic sentence in different words.