

Reading

Reading with Easy Readers

Introduction

How to Use This Guide

Place each week's schedule page behind the correct week's tab in your Core Instructor's Guide. We provide a 5-day schedule because we believe beginning readers should read each day.

In this guide, you'll find general comprehension questions by chapter, cultural literacy notes, and map assignments for books where appropriate.

The cultural literacy notes add depth and context to the stories and help your children develop what E. D. Hirsch calls "cultural literacy"—a knowledge of those things children must know in order to be appropriately conversant about subjects they may encounter throughout their lives. You can find these terms in the notes under the heading "Vocabulary."

For instance, students read about "wigwams" in our Level D book *The Courage of Sarah Noble*. We explain what a wigwam is so you can share with your children. This adds a layer of understanding to your children.

If you think we've asked a particularly picky question, *please feel free to skip it!* To learn to answer questions is a skill your children will use.

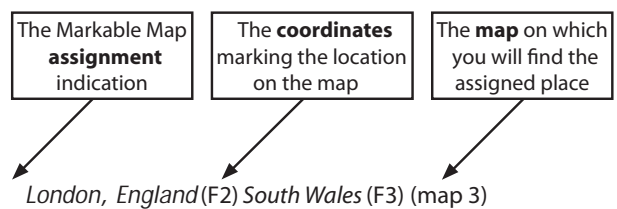
Timelines

Note to Mom or Dad: Timeline suggestions are in **bold** type with a Ⓟ symbol. Those Timeline suggestions preceded by a Ⓟ symbol have an accompanying Timeline Figure. Timeline Figure packets are included in Core packages or may be purchased separately. See www.sonlight.com for more details.

When there is a range of dates (e.g., 1865–1890), we recommend that you use the ending date when placing the figure on your Timeline. Also, please note that we have taken our dates from various authorities. Since even the best authorities do not agree on specific dates, especially for biblical references, you will find discrepancies among the dates we suggest. Feel free to adapt these assignments as you see best.



Map Activities

Sonlight's geography program weaves assignments throughout the year from every appropriate book. It demonstrates to your children the importance of map skills while enhancing the learning adventure. Complete the map assignments included in all of the guides to lend context to the stories your children are reading and improve their knowledge of geography. We provide map suggestions from the assigned reading in the Study Guide. Look for the Ⓟ symbol on the schedule page. This will alert you to a map assignment for that day's Study Guide notes. Use the coordinates and the location name in the Study Guide (see sample below) to find each location on the laminated colorful maps. Then, your children can note each location on your Markable Map using a washable pen. (We recommend Vis-a-Vis® pens. If you should accidentally use a non-washable marker, rubbing alcohol can remove those errant marks.) We want to make it easy and quick to check your student's work on the Markable Map with the coordinates and the location name in your guide.



Helps: The map included in your Study Guide also folds into your IG and can serve as your place holder throughout the year. ■

Week 1

Day 1	Day 2	Day 3	Day 4	Day 5
The Beginner's Bible				
"The Beginning" pp. 7–13	"Adam and Eve" pp. 14–17 	"The Sneaky Snake" pp. 18–25	"Noah's Ark" pp. 26–33 	"The Tall Tower" pp. 34–38

Day 1

The Beginner's Bible | "The Beginning" pp. 7–13

The Beginner's Bible is a collection of famous historical stories extracted from the Bible. The author edited the stories to simplify the language and create highly readable stories for young children. Enjoy these stories that people have read and loved and based their lives upon for centuries.

The Bible is a collection of 66 books by a variety of authors written over a 3,000 year time span. It contains a number of writing styles from history to poetry, prophecy, parables, letters, and laws.

The Bible contains two main sections: what Christians call the Old Testament and the New Testament. The Old Testament focuses on the people of Israel. It begins with the creation of the world and ends with the Jews returning from Babylonian captivity.

The New Testament focuses on Jesus: his birth, his life, his death and resurrection. Additional books highlight the growth of the Christian church.

We include comprehensive questions to ask your children after they read to help learn to read and understand what they are reading. Use them if they help provide peace of mind.

To Discuss After You Read

Q: How long did God take to create the earth?

A: *six days; he rested on the seventh*

Day 2

The Beginner's Bible | "Adam and Eve" pp. 14–17

Vocabulary

Eden: in the East, perhaps in southeast Mesopotamia; Genesis 2:10–14 mentions four rivers: Pishon and Gihon do not flow any more, but the Tigris and Euphrates still flow.

To Discuss After You Read

Q: What was Adam and Eve's job?

A: *they took care of the garden of Eden*

Timeline and Map Activities

Adam and Eve (ca. 5000 BC)

Tigris (B7) and Euphrates Rivers (C7)
(Gen. 2:10–14) (map 1)

Day 3

The Beginner's Bible | "The Sneaky Snake" pp. 18–25

To Discuss After You Read

Q: What one command did God give Adam and Eve?

A: *do not eat from the tree of the knowledge of good and evil*

Q: Why do Adam and Eve leave the garden?

A: *due to God's punishment for disobedience*

Day 4

The Beginner's Bible | "Noah's Ark" pp. 26–33

To Discuss After You Read

Q: What does the rainbow stand for?

A: *God's promise that he would never again flood the whole earth*

Timeline and Map Activities

Noah (ca. 3500 BC)

Day 5

The Beginner's Bible | "The Tall Tower" pp. 34–38

To Discuss After You Read

Q: Why did people want to build a tall tower?

A: *they proudly wanted to show how great they were*

Q: How did God stop them?

A: *they no longer could all speak the same language* ■

Week 2

Day 1	Day 2	Day 3	Day 4	Day 5
The Beginner's Bible				
"A New Home" pp. 39–45	"The Visitors" pp. 46–51	"A Bride for Isaac" pp. 52–57	"Isaac's Blessing" pp. 58–62	"Jacob's Dream" pp. 63–65

Day 1

The Beginner's Bible | "A New Home" pp. 39–45

To Discuss After You Read

- Q: What blessing did God give Abraham?
A: *all the land that Abraham could see would be his, and he and Sarah would have many children*

Timeline and Map Activities

- 🕒 **Abraham (ca. 2100 BC)**
Hebron (D5) (map 1)

Day 2

The Beginner's Bible | "The Visitors" pp. 46–51

Vocabulary

Isaac: means "He laughs."

To Discuss After You Read

- Q: Why did Sarah laugh when she heard that she would have a son?
A: *she was too old; physically, a woman cannot have a baby after she is about 50 years old, and Sarah was 90!*

Timeline and Map Activities

- 🕒 **Isaac (ca. 2100–2000 BC)**

Day 3

The Beginner's Bible | "A Bride for Isaac" pp. 52–57

To Discuss After You Read

- Q: When Rebekah offered to water the camels, what did her offer show about her personality?
A: *she had a servant's heart, and was kind to strangers. After a camel has journeyed, it needs to drink many gallons of water to restore its reserves; for Rebekah to offer to water the ten camels meant that she would be drawing water for a long time!*

Day 4

The Beginner's Bible | "Isaac's Blessing" pp. 58–62

To Discuss After You Read

- Q: Did Jacob get Isaac's blessing honestly?
A: *no—he and his mother schemed and lied so Jacob could get the blessing*

Day 5

The Beginner's Bible | "Jacob's Dream" pp. 63–65

To Discuss After You Read

- Q: If God was willing to bless Jacob even after he lied what does that say about God?
A: *He is willing to forgive us and use us even when we aren't "perfect"*

Timeline and Map Activities

- 🕒 **Jacob (ca. 2005 BC)** ■

Week 3

Day 1	11	Day 2	12	Day 3	13	Day 4	14	Day 5	15
The Beginner's Bible									
"Jacob and Esau Meet Again" pp. 66–70		"Joseph's Colorful Robe" pp. 71–77		"Pharaoh's Dreams" pp. 78–85		"Joseph Saves His Family" pp. 86–91		"A Baby in a Basket" pp. 92–97	

Day 1

The Beginner's Bible | "Jacob and Esau Meet Again"
pp. 66–70

To Discuss After You Read

- Q: Did Esau forgive Jacob for stealing the blessing? Why?
A: *Esau seems to have forgiven Jacob; he greeted Jacob gladly*

Day 2

The Beginner's Bible | "Joseph's Colorful Robe"
pp. 71–77

To Discuss After You Read

- Q: Why were Joseph's brothers angry that Joseph received a nice robe?
A: *Jacob gave only his favorite son the robe (a foolish thing to do!), and the other brothers wanted something nice and for their father to like them, too*

Timeline and Map Activities

🕒 **Joseph (ca. 1914 BC)**

Day 3

The Beginner's Bible | "Pharaoh's Dreams" pp. 78–85

To Discuss After You Read

- Q: Why did God send Pharaoh dreams?
A: *to keep people alive, if He hadn't people both in Egypt and Israel would have starved*

Timeline and Map Activities

Egypt (E5) (map 2)

Day 4

The Beginner's Bible | "Joseph Saves His Family"
pp. 86–91

To Discuss After You Read

- Q: Did the famine hurt only the people of Egypt?
A: *no—people in other countries, too, did not have enough food to eat*
- Q: Did Joseph take revenge on his brothers?
A: *no—he forgave them*

Day 5

The Beginner's Bible | "A Baby in a Basket" pp. 92–97

To Discuss After You Read

- Q: How does Jochebed save her son? What do you think of her plan?
A: *she puts him in a basket in the Nile; an Egyptian princess finds him and keeps him; creative and risky*

Timeline and Map Activities

🕒 **Moses (ca. 1400s BC)**
Nile River (Moses in the basket) (D4) (map 1) ■